

POSITIVE IMPACT RATING

FOR BUSINESS SCHOOLS

2021 EDITION RESULTS

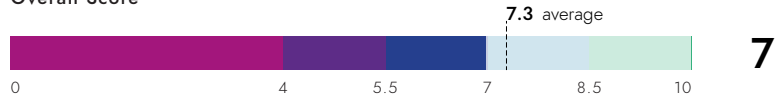


Graduate School of Business of National Research University Higher School of Economics

www.positiveimpactrating.org

LEVEL 3 PROGRESSING

Overall Score



Average = the average result of all schools participating in the PIR 2021 Edition

PARTICIPATION RATE

108/ 50

Students Undergrad.

57/ 50

Students Graduates

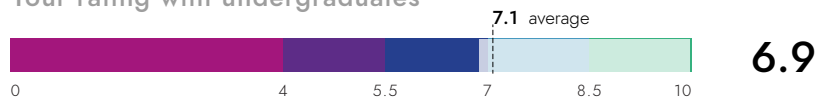
165/100 min.

Total Respondents

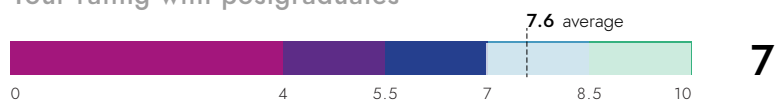
Using 100 responses as a cut-off point to include a school in the rating strengthens the reliability and validity of the data and results. Some exceptions are made for smaller schools or those with only graduate cohorts.

STATISTICAL ANALYSIS | Overall Score

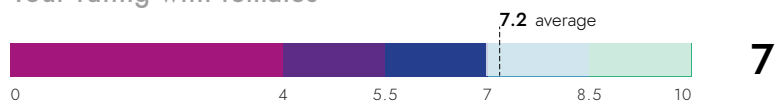
Your rating with undergraduates



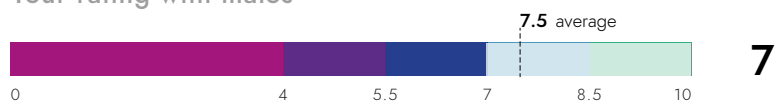
Your rating with postgraduates



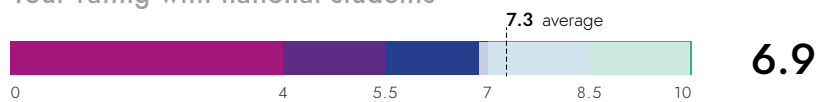
Your rating with females



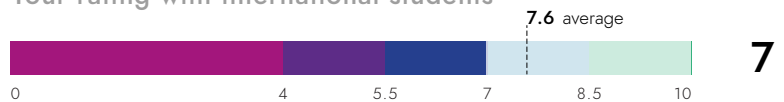
Your rating with males



Your rating with national students



Your rating with international students



- Level 1 (0-4.2): **Beginning**
- Level 2 (4.3-5.8): **Emerging**
- Level 3 (5.9-7.3): **Progressing**
- Level 4 (7.4-8.7): **Transforming**
- Level 5 (8.8-10): **Pioneering**

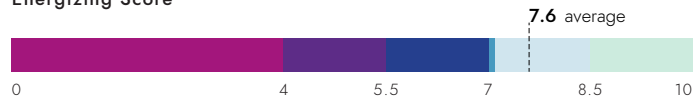
The PIR levels were defined using a decreasing size of a level on the 10 point scale, to express an increasing challenge to reach higher levels. The end point for level 1 was chosen by using the lowest score achieved by a school. The characterizations of the different levels refer to the developmental stage of the business school.

PIR AREAS & DIMENSIONS

Your Positive Impact Rating broken down

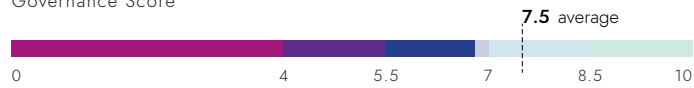
01

Energizing Score



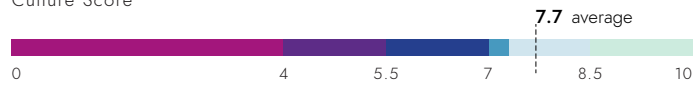
7.1

Governance Score



6.8

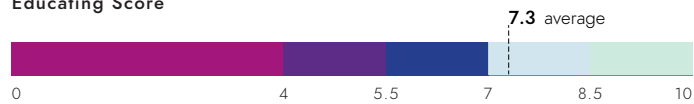
Culture Score



7.3

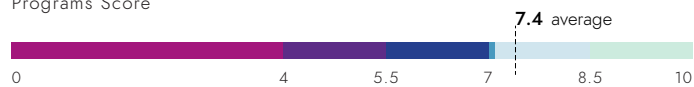
02

Educating Score



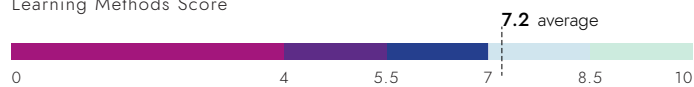
7

Programs Score



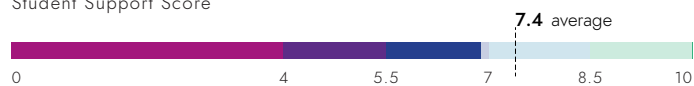
7.1

Learning Methods Score



7

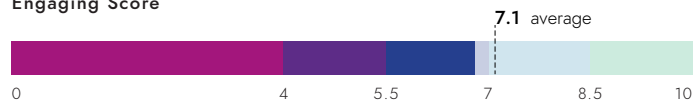
Student Support Score



6.9

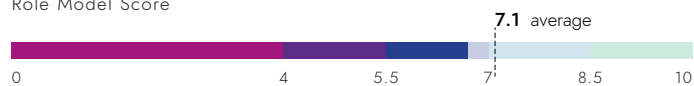
03

Engaging Score



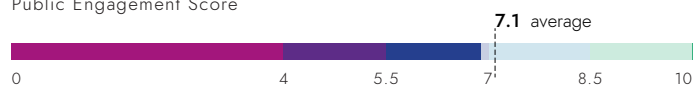
6.8

Role Model Score



6.7

Public Engagement Score



6.9

What can you do now?

1. Visit your **PIR Dashboard** at www.pirdashboard.org/login to view more data and analyse the full results
2. **Analyze your school's results** and share your conclusions widely with students and student organizations
3. **Arrange a meeting** between engaged staff and students to plan actions for change